



RS232 / RS485 interface converter for connection of SEIKA sensors with RS485 interface to RS232 port of a computer

Features

- **robust, pressure die cast aluminium housing (IP65) with saltwater proof coating**
- **9 ... 15 Volt supply voltage**
- **either connection polarity**
- **internal 5 Volt stabilization and internal generation of the +/- RS232 voltage levels**
- **half-duplex RS232 / RS485 bus**
- **up to 128 participants on RS485 bus**
- **9-channel SubD RS232-port**
- **LED indicating bus activity**
- **delivery includes an external power supply**

Description

The interface converter consists of an aluminium housing with a PCB, a 9-channel SubD port for the RS232 bus, a 4-channel clamp for the RS485 bus, a plug for the external 12V supply voltage, two LEDs for monitoring system operation, the bus voltage level and termination resistances and the interface electronics with voltage level converters and transmission line drivers and receivers.

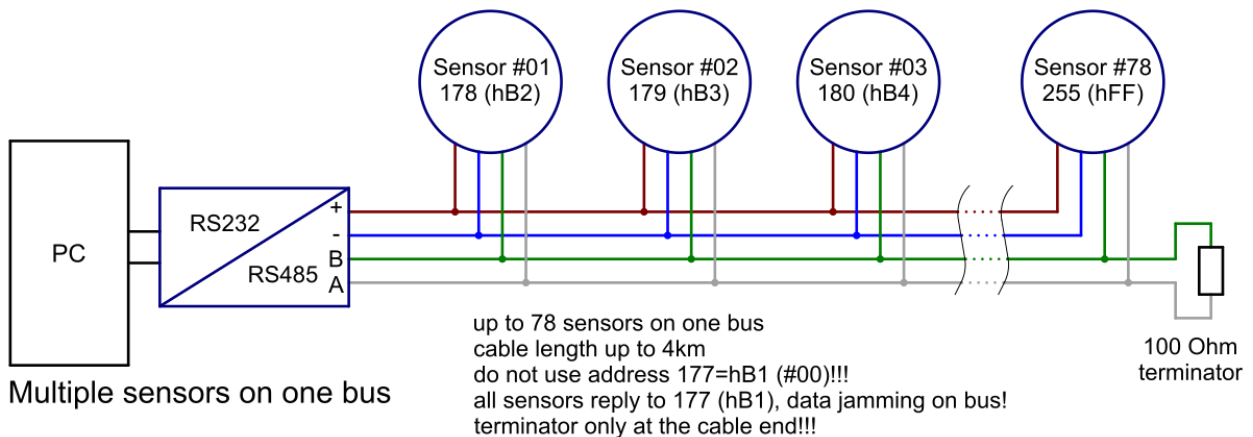
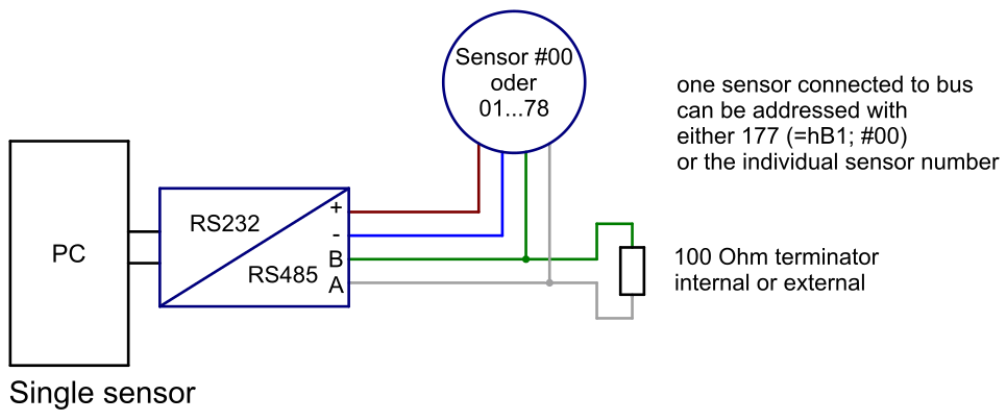
Application

The interface converter connects any SEIKA sensor with RS485 data output interface to the RS232 port of a computer.

Specifications

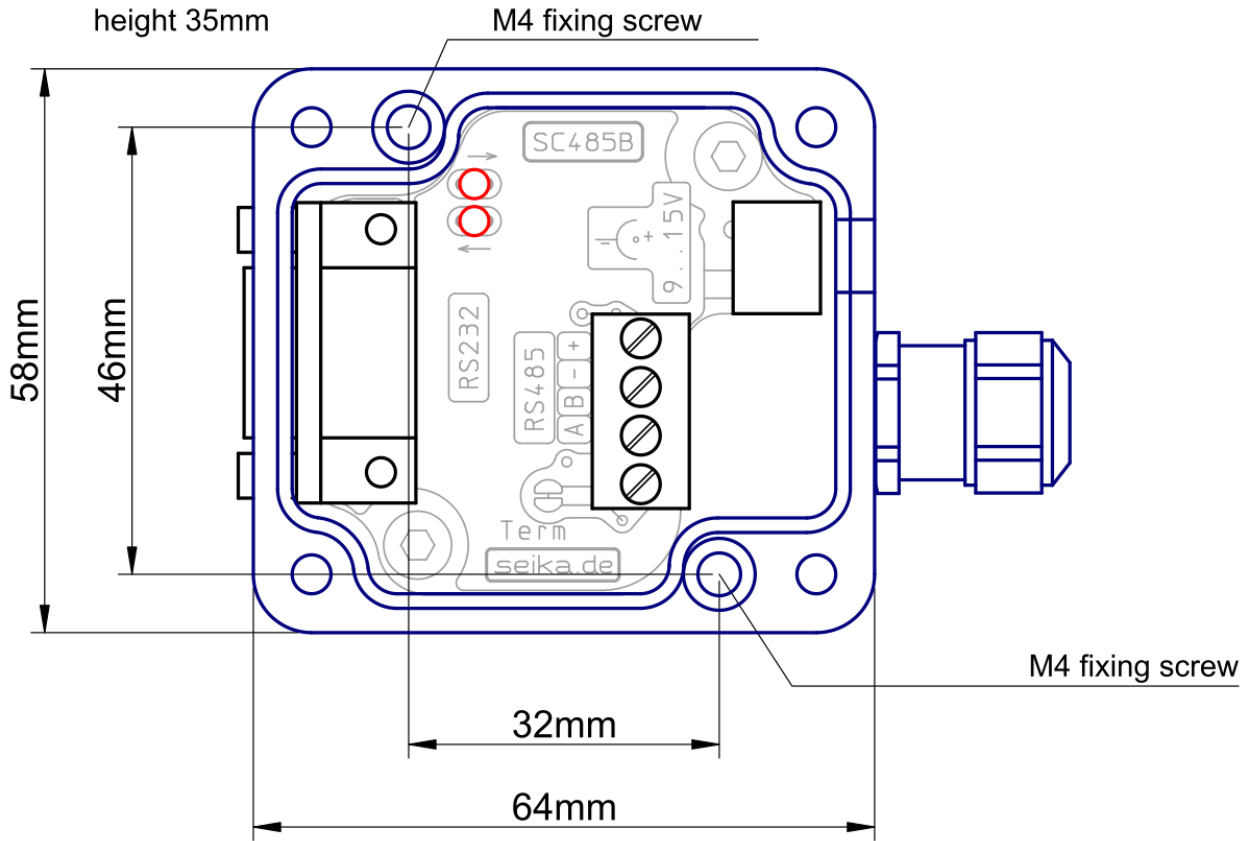
Supply voltage	12 ± 3 Volt
Current drawn	approx. 30mA + current drawn by sensors
RS485 terminals and cable gland	4 x 1.5mm ² M12 x 1.5 metal cable gland, clamping range 3.5mm ... 5mm
RS232 port	D-Sub DE-9 socket
RS485 bus	half duplex
Terminator resistance	100 Ohm, can be disengaged by solder bridge
ESD protection on RS485 bus	±15kV Human Body Model
Participants on single bus	max. 128
Data transfer rate	max. 250kbps
Weight	approx. 175g without power supply, approx. 360g incl. external power supply

Connection to SEIKA RS232/485 converter SC485B



Note: a straight-through RS232 cable can be used to connect the PC and the SC485B or, equivalently, the SC485B can be plugged into the 9-pin RS232 port of the PC directly.

Dimensions (in mm)



SC485B on RS485 bus

